



# STIX – Upgradable Weld Scanner

## Description

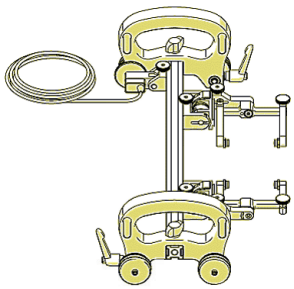
Upgradable solution to scan flat surface or circular pipe to scan circular pipe welds niques at your fingertips! This exclusive modular approach starts from a simple and functional STIX 2 wedge magnetic scanner that can be upgraded to fit any required configurations by adding one of the modular options.

Any Sonatest Phased Array and TOFD wedges can be accommodated and the integrated latch allows easy PCS (Prob Centre Spacing) adjustments and scanner installation. A park brake is provided to hold the scanner in any desired location. All the wheels (magnetic or not) are coated with urethane to prevent foreign debris from hindering smooth rolling of the scanner.

Each STIX system includes a spring loaded encoder module to ensure accurate positioning. The encoder output is fully compatible with Sonatest instruments

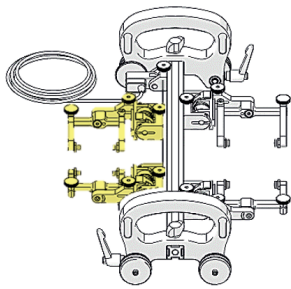


### Basic 2 Probe Magnetic Scanner JX-1001



transportation case and tools included

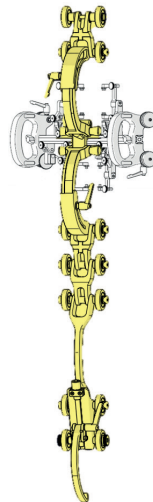
### Upgrade Option JX-1002 Add 2 probe holder for more coverage



4x additional magnets included

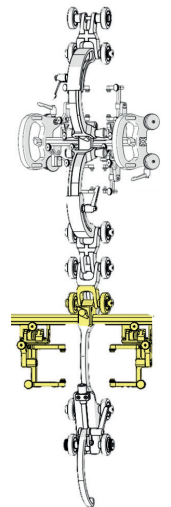
### Upgrade Option JX-CHAIN 4-12 or JX-CHAIN 4-24 or JX-CHAIN 4-38

Chain Scanner for pipe inspection configuration. Select your target diameter range.







transportation case included.

### Upgrade Option JX-1002 Add 2 probe holder for more coverage



**Simplicity | Capability | Reliability**

|  |   |  |   |
|--|---|--|---|
| <b>Basic 2 Probe Magnetic Scanner (TOFD &amp; PA)</b><br><b>JX-1001</b>          | <b>Upgrade to 4 wedge holders (TOFD &amp; PA)</b><br><b>JX-1002</b>               | <b>Upgrade to a pipe chain scanner (circumferential)</b><br><b>JX-CHAIN 4-12 /24 /38</b> | <b>Upgrade to 6 wedge holders (TOFD &amp; PA)</b><br><b>JX-1006 *chain required</b> |
|  |  |        |  |

|  |   |  |   |
|--|---|--|---|
| <b>Benefits and applications</b>   |   |  |   |
| <ul style="list-style-type: none"> <li>• Low cost encoded dual sides PA or TOFD solution</li> <li>• Apps for ferrous plate piping and vessels</li> </ul> | <ul style="list-style-type: none"> <li>• Combine both PA and TOFD techniques in one pass</li> </ul> | <ul style="list-style-type: none"> <li>• Steady and repetitive scan</li> <li>• Performances for high production</li> <li>• Apps for piping (ferrous or not)</li> </ul> | <ul style="list-style-type: none"> <li>• One multiscan pass (up to 6 wedges)</li> </ul> |

|  |  |  |   |
|--|--|--|---|
| <b>Specifications</b>  |  |  |   |
| <ul style="list-style-type: none"> <li>• OD dia. 4" - flat</li> <li>• Magnetic wheels</li> <li>• Kit upgrade for up to 2 wedges</li> </ul> | <ul style="list-style-type: none"> <li>• OD dia. 4" - flat</li> <li>• Magnetic wheels</li> <li>• Arm design accepts both PA and TOFD wedges</li> <li>• Kit upgrade for up to 4 wedges</li> </ul> | <ul style="list-style-type: none"> <li>• OD Options for<br/>4.0" - 12"<br/>4.0" - 24"<br/>4.0" - 28"</li> <li>• All rubber wheels</li> </ul> | <ul style="list-style-type: none"> <li>• All rubber wheels</li> <li>• Kit upgrade for up to 6 wedges</li> </ul> |

|   |   |  |   |
|---|---|--|---|
| <b>Standard Kit Content</b>   |   |  |   |
| <ul style="list-style-type: none"> <li>• 40cm (15.7in) Bar</li> <li>• 4 magnetic wheels</li> <li>• 2 wide yokes for PA or TOFD wedges</li> <li>• 2 standard arm sets</li> <li>• 2 short arm sets</li> <li>• Buttons</li> <li>• Encoder (5m)</li> <li>• Tool and spare kit</li> <li>• Scanner Rugged case</li> </ul> | <ul style="list-style-type: none"> <li>• 4 magnetic wheels</li> <li>• 2 wide yokes for PA or TOFD wedges</li> <li>• 2 standard arm sets</li> <li>• Extra buttons</li> </ul> | <ul style="list-style-type: none"> <li>• Rubber wheels</li> <li>• Chain links (fit OD option)</li> </ul> | <ul style="list-style-type: none"> <li>• 4 wheels</li> <li>• 2 wide yokes for PA or TOFD wedges</li> <li>• 2 standard arm sets</li> <li>• Extra buttons</li> <li>• 40cm (15.7in) bar</li> </ul> |

### Accessories

- Probe & Wedges - Refer to Sonatest transducer catalogue
- JX-1003 - Irrigation kit (tubes and fittings)
- ASM-9037-WPUMP - Portable Electric Pump Unit
- JX-CMA013 - Portable Manual Couplant Pump - 2 gallons
- JX-CMA014 - Portable Manual Couplant Pump - 3 gallons

### Related Product



Veo+ (Multiscan)



Prisma (IPA or 2TOFD)

### Distributed by:

**Sonatest (Head Office)**  
Dickens Road, Old Wolverton  
Milton Keynes, MK12 5QQ  
t: +44 (0)1908 316345  
e: sales@sonatest.com

**Sonatest (North America)**  
12775 Cogburn, San Antonio  
Texas, 78249  
t: +1 (210) 697-0335  
e: sales@sonatestinc.com

